

Have you downloaded **SZapp**?

SZapp is one of two key streams of communication between St Joseph's Kingswood and our families. At the end of last year we replaced SkoolBag with **SZapp** to provide a better tool for our Parents & Caregivers to access relevant information easily.

If you haven't already downloaded **SZapp**, follow the easy steps below so you can stay informed.

INSTALLING **SZapp**

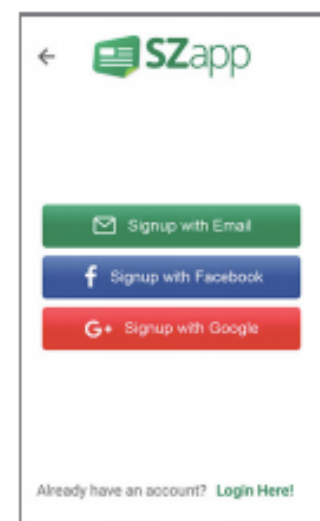
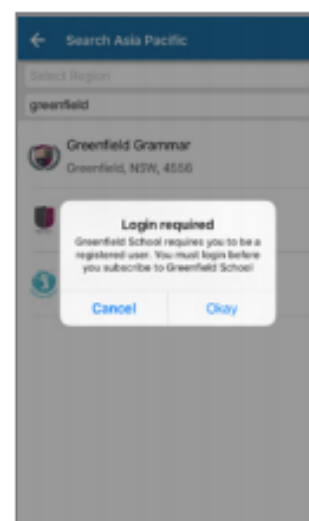
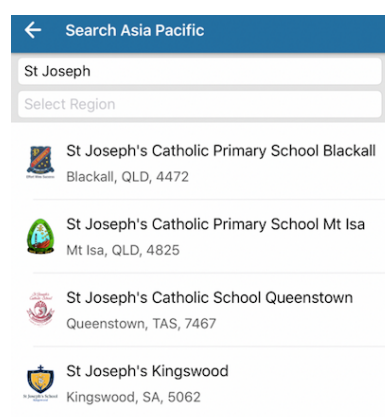
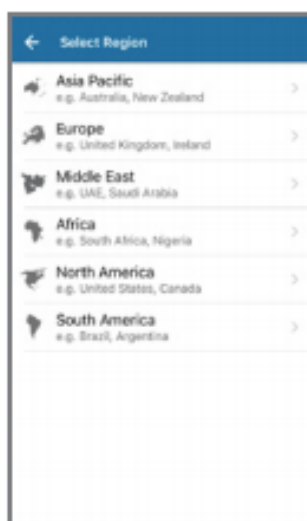


 Apple devices:

1. On your device, open the App Store.
2. Search the App Store for **SZapp**.
3. Download and install **SZapp**.

 Android devices:

1. On your device, open the Play Store.
2. Search the Play Store for **SZapp**.
3. Download and install **SZapp**.

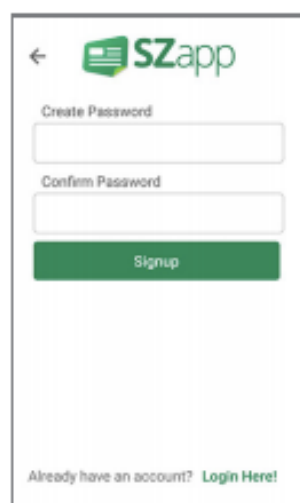
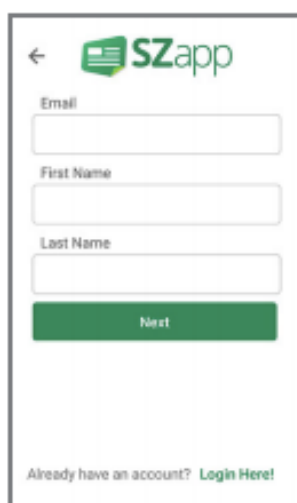


1. FIND YOUR SCHOOL

Select your school's region.
Search for and select your school.

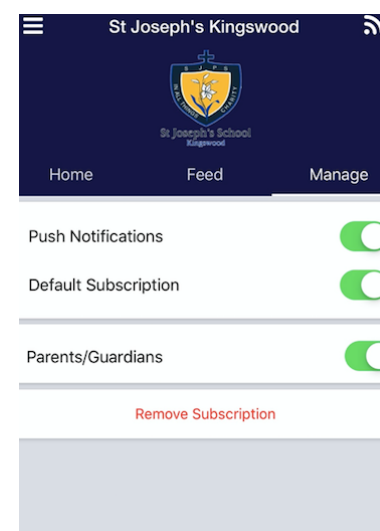
2. REGISTER A USER

Before you can add your school, you will need to register. Register with your email, or sign in with Google or Facebook.



3. REGISTER A USER

Enter your email and name and then create a password.



4. MANAGING NOTIFICATIONS

Choose which group/s you would like to receive notifications from. Groups with arrows indicate that there are sub-groups which you can join.

For any further information see:
<http://www.schoolzineplus.com/app-faq>

