



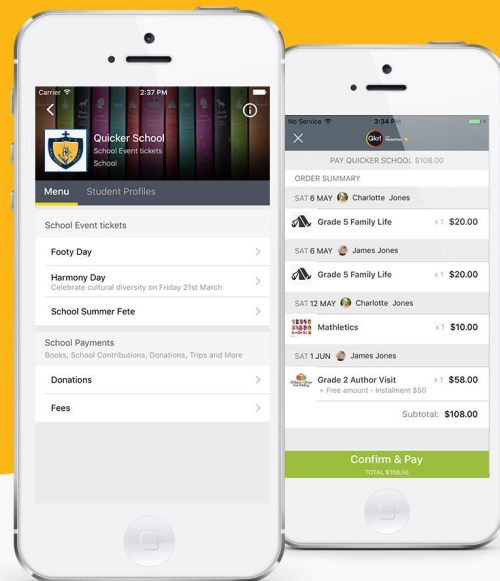
# For quicker, hassle-free school payments, try Qkr! today



Introducing Qkr! (pronounced 'quicker') by MasterCard, the secure and easy way to order and pay for school items from your phone at a time and place that suits you.

With Qkr! you can:

- Order and pay for your child's lunches, reducing the need to bring cash to school;
- Pay for camps, excursions, OSHC and more;
- See your receipts on the app and get them sent by email if required.



## Getting started is easy - try it yourself today

### Step 1 Download Qkr!

on your Android phone or iPhone. iPad users can download iPhone app



### Step 2 Register

Select your Country of Residence as 'Australia' and follow the steps to register

### Step 3 Find our school

Our school will appear in 'Nearby Locations' if you're within 10km's of the school, or search for our school by name.

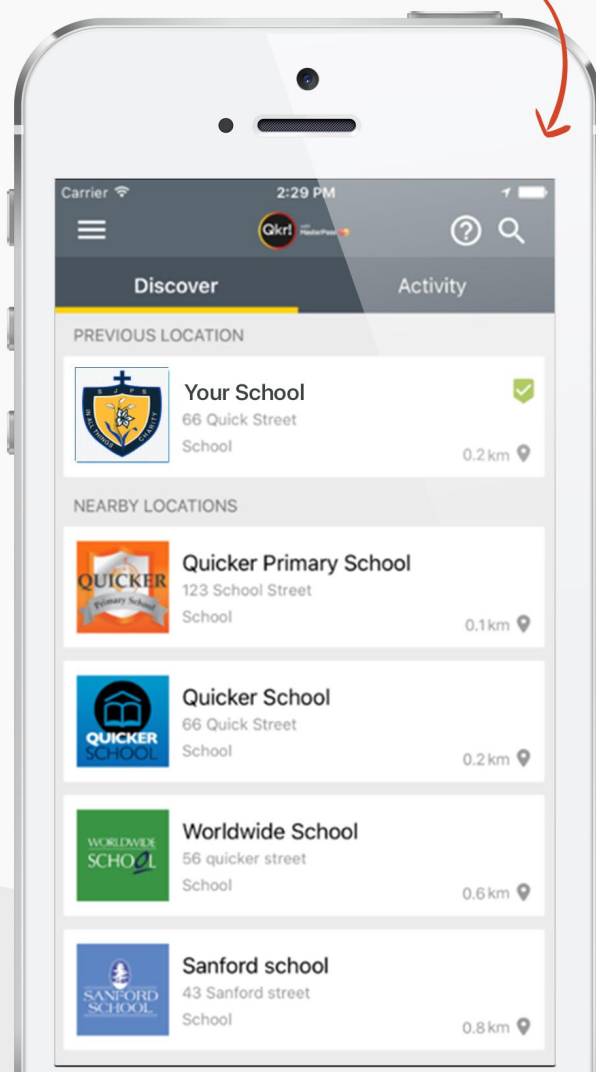
### Step 4 Register your children

When first accessing our school you will be prompted to add a student profile for your child. This allows you to make orders and payments for them.

If you have made a purchase you can select our school from 'Previous Location'

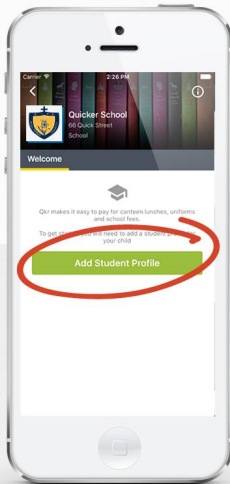
If you're within 10 kms of the school, you can select our school from 'Nearby Locations'

Search for our school name

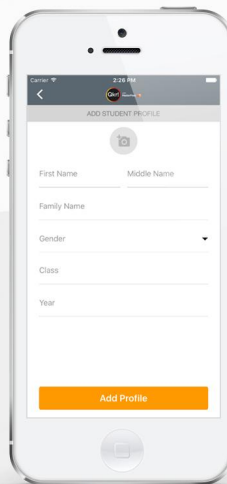


## Add your children's details in Student Profiles

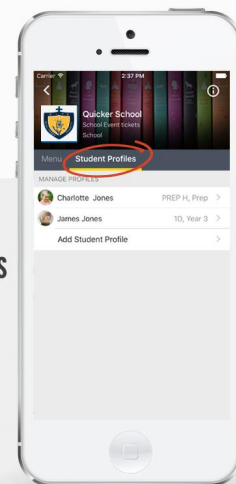
Select  
'Add student profile'



Add each  
child's details

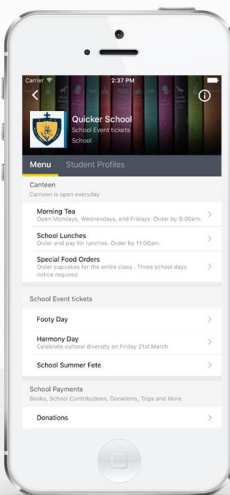


Manage each  
child's details in  
Student Profiles

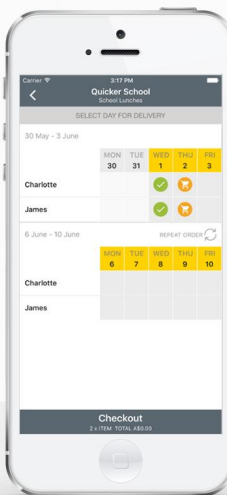


## Order meals

Select a menu  
from our canteen

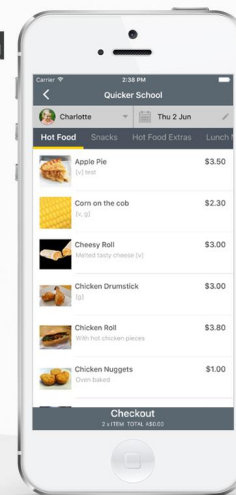


Tap the green  
tick to view  
your receipt  
or to cancel  
an order



Select a date  
for a child and  
order a meal

Tap 'Repeat  
order' to  
copy all paid  
orders from  
one week to  
the next



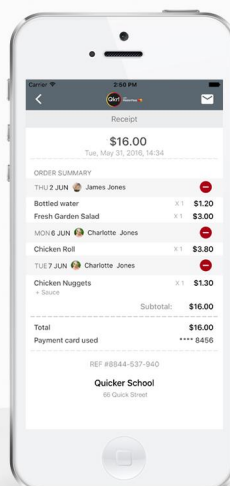
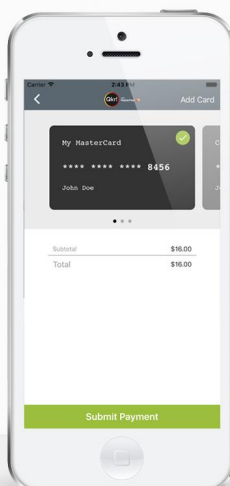
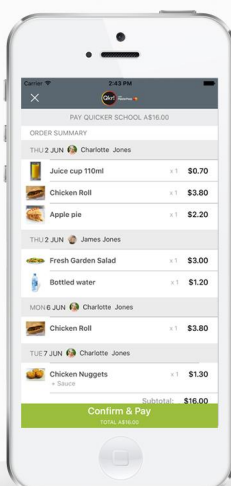
Tap to change  
the child you are  
ordering for

Tap to change  
the date you  
are ordering for

Tap 'Checkout'  
then confirm and pay

## Making payments

Add up to 5 cards to your wallet



At checkout select which card  
to pay with.

Pay with any cards accepted  
by the school.

Once your payment is approved you  
can continue to the home page, or  
view your receipt.